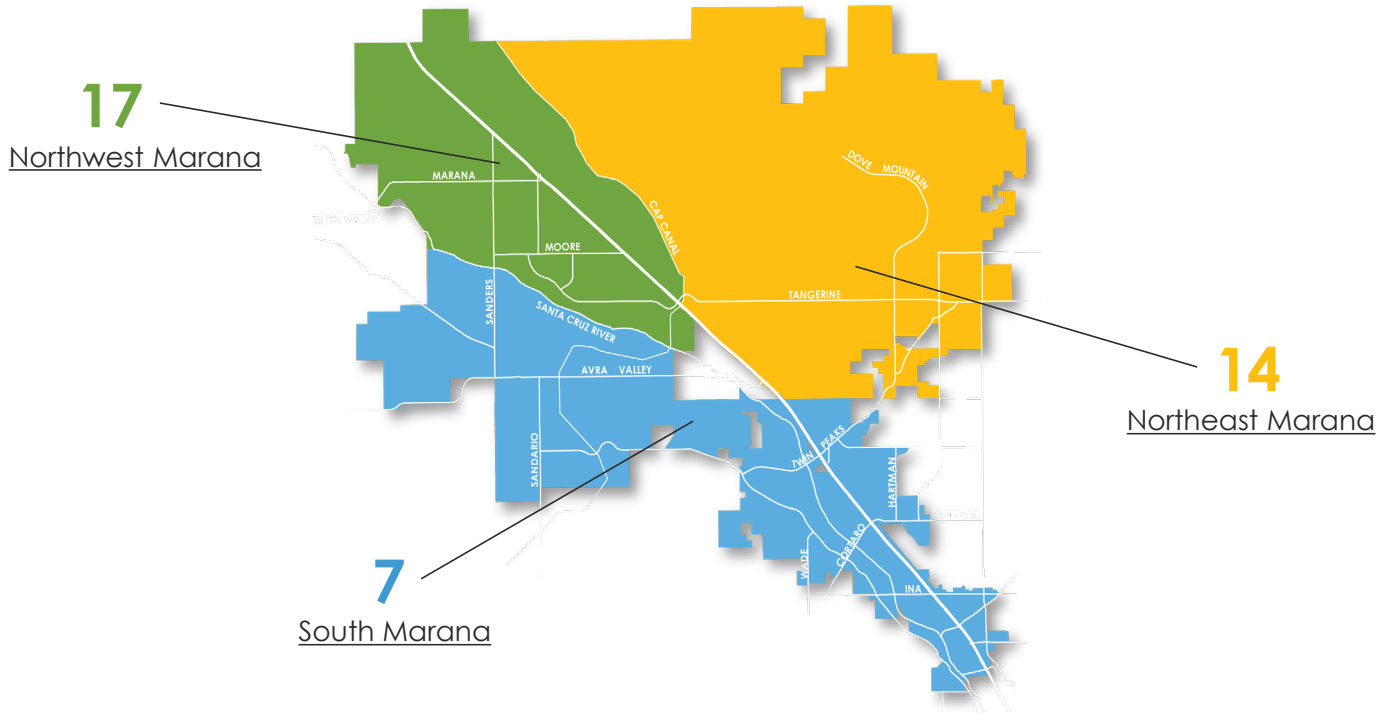


SINGLE FAMILY SUBDIVISION PERMIT ACTIVITY

MARANA AZ

PERMITS ISSUED BY REGION IN SEPTEMBER 2022



PERMITS ISSUED

38

SEPTEMBER
2022

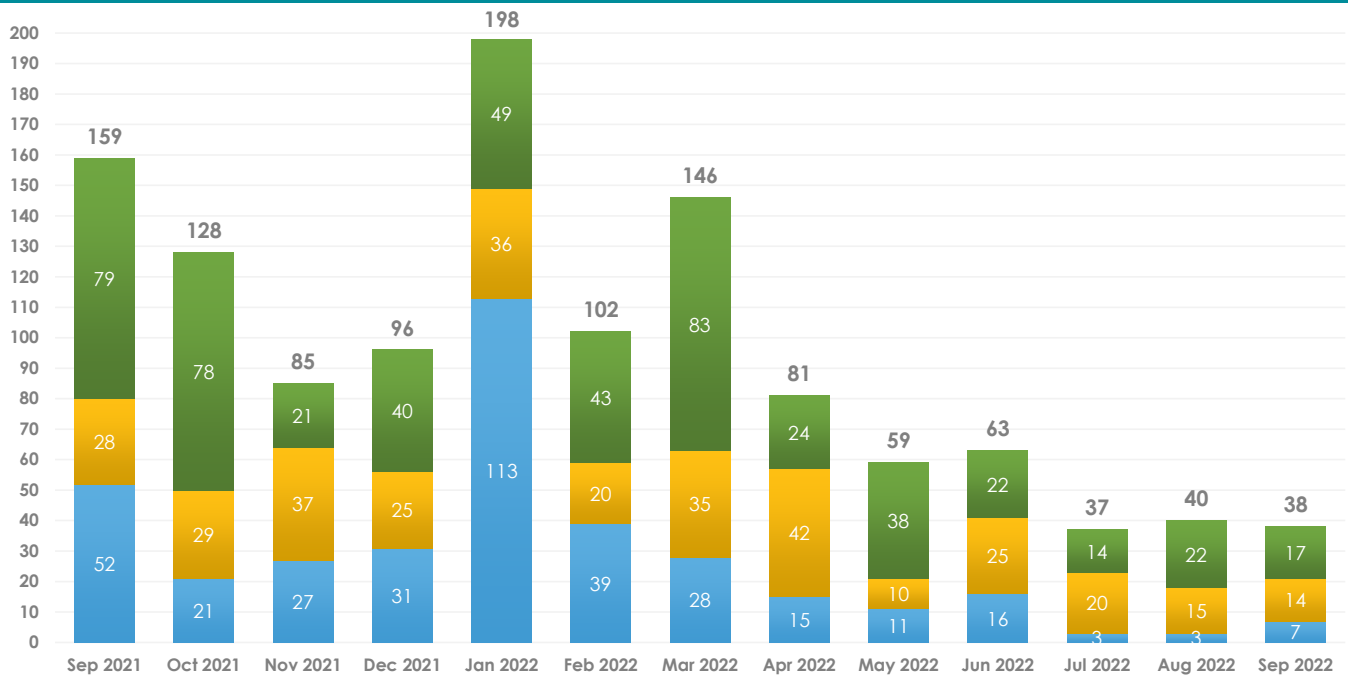
764

Calendar
Year to Date

115

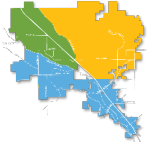
Fiscal Year 2023
to Date

12 MONTH PERMIT ACTIVITY BY REGION





SINGLE FAMILY SUBDIVISION PERMIT ACTIVITY - SEPTEMBER 2022



SUBDIVISION	BUILDER	LOT COUNT	PERMITTED	VACANT	SEP 22
Gladden Farms II		673	397	276	12
Rancho Marana 3 & 4		209	95	114	5
Potter Ranch	Custom	9	2	7	
Village at Barnett	DR Horton	251	87	164	
La Mirage Estates		507	0	507	
Payson Farms/Remington Ranch		435	0	435	
Cypress Gardens		214	0	214	
Re-Issued Permit		-	-	-	
	TOTAL:	2,298	581	1,717	17
Blue Agave II	Mattamy	64	62	2	
Boulder Bridge Pass III & IV		78	46	32	1
Del Webb	Pulte	262	202	60	
Dove Mountain Resort I & II	Dove Mountain Homes	172	71	101	3
Saguaro Reserve I		173	0	173	
Los Saguaros	Lennar	106	0	106	
Canyon Pass I - V		330	1	329	1
Dove Mountain Gallery I - V		92	1	91	1
Garden Estates	Herder / AF Sterling	25	21	4	
Olding Pisciotta Estates	Custom	4	1	3	
Tortolita Vistas II	Mattamy	69	29	40	4
Twin Peaks and Lambert Lane	Meritage	62	61	1	
Preserve at Twin Peaks	Lennar	190	146	44	4
Moonlight Canyon at Saguaro Ranch Phase I & II	Miramonte	43	2	41	
Casas de Miguel	Custom	5	3	2	
Saguaro Ranch		216	33	183	
SkyRanch Blks A-B (1-365)		365	359	6	
Sonoran Preserve on the Bajada		29	20	9	
The Estates at Camino De Manana		5	1	4	
Tortolita 30		82	0	82	
Re-Issued Permit		-	-	-	
	TOTAL:	2,372	1,059	1,313	14
Saguaro Bloom		1064	875	189	5
Sierra Pointe	AF Sterling	27	2	25	
Lazy K Bar Ranch	Pulte	178	141	37	
DeAnza	KB	265	6	259	2
Linda Vista Village at Cascada	AH4R	224	0	224	
La Lama		2	0	2	
Los Morteros Estates		32	28	4	
Cascada Villages		430	0	430	
Vista De Luna		9	0	9	
Re-Issued Permit		-	-	-	
	TOTAL:	2,231	1,052	1,179	7
Active Subdivision Totals:		6,901	2,692	4,209	38